



CNC PRESS BRAKE

**AKOBEND A-SERIES
AKOBEND B-SERIES**



HYDRAULIC GUILLOTINE SHEAR

**AKOCUT B-SERIES
AKOCUT C-SERIES**



GUILLOTINE SHEAR WITH REDUCER

AKOCUT A-SERIES



HYDRAULIC IRON WORKERS

DOUBLE - SINGLE CYLINDER SERIES

A KOMAC

STANDART FEATURES

- BRL 401.2 NC Control Unit
- Motorized adjustable blade gap by Button
- Full Length fixed finger guard cage
- Ball integrated front tables
- Akomac Ballscrew back gauge, 1000 mm & Automatic swing-up
- Squaring arm with scale & T-Slot & Tilting stop (L= 1000mm)
- Foot Pedal with Emergency Stop Button
- Top and Bottom Blades

OPTIONAL FEATURES

- Pneumatic sheet support system (Fixed Type)
- Pneumatic sheet support system (Modular Type)
- 0-180° Front angle gauge
- Laser Cutting Line
- Light Curtain for Finger Protection
- Oil Heater
- Oil Coolant with Fan
- Central Lubrication Manual
- Central lubrication Motorized
- Shadow line & Lighting
- Sheet slider at rear
- Back safety Light Curtains



GENERAL FEATURES

Akocut-B Series NC Guillotine Shears that provide the appropriate solutions for your needs, proved to be user friendly with its

advanced technological features produced with high efficiency, precision and performance criteria. The AkocutB Series Guillotine Shears has proved to be the best and strongest in the industry with its ease of use.

While providing flexibility for different production requirements, the time loss was totally eliminated by targeting high productivity.

- The machine frame is manufactured with advanced technology with very precise tolerances and stress relieved with large welded components.

All tensile points are designed with large radii and strain accumulation and possible welding cracks are eliminated.

- The lower table and upper table inertia are designed for optimum value for the minimum deformation affecting the cutting quality.

- The top plate is designed to be positioned so that the roller bearings, piston bearings and felts can compensate loads.

- The hydraulic cylinder is designed as double-sided and honed to a surface quality of 2 microns. Thus, minimum wear resistance is created for the

felts. The cylinder bodies are manufactured as SAE 1040 material.

- The hydraulic cylinders are specially designed and the upper table is mounted with cylinder springs and doubly secure to cylinders as spherical connection. At this point, the power that generated during cutting is evenly distributed to the machine body.

- Piston head features: Omega-type felts are fitted with wide bronze bearings, semi-angled sleeves.

- The Akomach hydraulic system allows precise usage at all pressure values up to the maximum operating pressure. At the same time, with these pressure values, precise cylinder positioning, synchronization and repeatability are achieved.

- Backgauge system is manufactured in accordance with environmental conditions. Backgauge bearings are made for heavy conditions with double bearers. Scrapping type bearings are used against dust and other particles that will accumulate in the linear guideways against dusty environmental conditions.

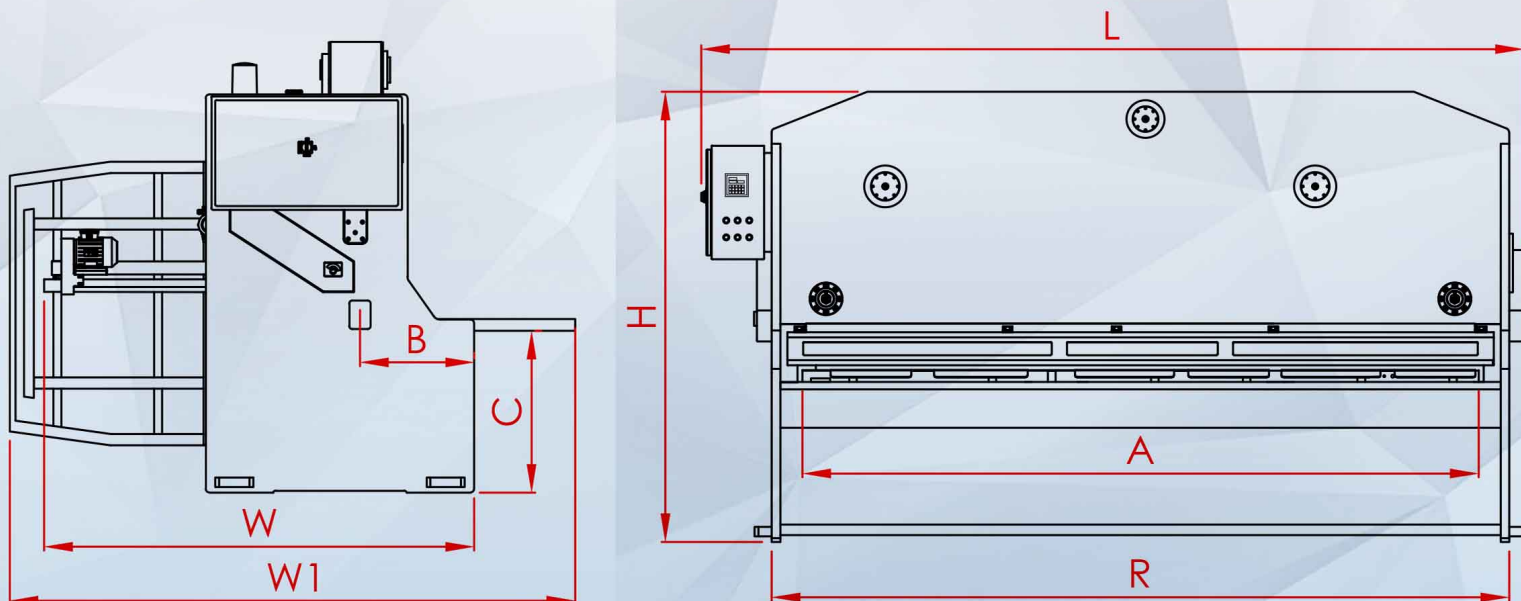
- The outer surface of the machine is painted with two layers of paint at least 60 microns in thickness to protect against weather conditions. Paint drying is done gradually in different time and temperature ranges in state-of-the-art ovens.



AKOCUT - B series	Cutting Length	Cutting Capacity		Cutting angle	Stroke per min.	Number of Holddowns	Holddown Force	
		MS (420 N/mm ²)	SS (700 N/mm ²)				Min.	Max.
	mm	mm	mm	Degree	1/dak	Adet	Ton	Ton
3006	3080	6	4	1,3	10	14	4	17
3010	3080	10	8	1,5	10	17	9	39

AKOCUT - B series	Backgauge course	Backgauge Speed	Motor Power	Oil Capacity	Front Arms	Table width	Table height	Table Length	Length	Width	Total Width	Height	Approximate Weight
	mm	mm/sn	Kw	Lt	Adet / Units	mm	mm	mm	mm	mm	mm	mm	mm
						B	C	R	L	W	W1	H	Kg
3006	1000	100	15	150	3	490	810	3500	3950	2150	3050	2160	6700
3010	1000	100	30	300	3	550	860	3500	4000	2200	3100	2320	9600

AKOMAC has right to change catalogue values and machine technical details without notice. Misprints are not restrictive.





The guillotine shear bodies machined in 5 Axis CNC machines are able to make more precise cuts.



Squaring arm with scale & T-Slot & Tilting stop
(L= 1000 mm)

AC Motorized
back gauge,
1000 mm with
Automatic
swing-up





Full Length
Finger Guards
Cage




Full Length Flip-
up
Finger Guards
Cage




Pneumatic sheet support system
(Fixed)




Pneumatic sheet support system
(Modular)



0-180°
Front
angle gauge



Hold-down lugs
that prevent
from moving
of the sheet
during cutting




Lighting for cutting line
& Shadow line



Ball integrated
front tables

Back Safety System



Hydraulic System

Elgo P40T
Colored
Touchscreen
CNC Control Unit
C-Series are Standard



- Live Color & High Contrast TFT Touch Screen
- Material depending gap, angle and pressure calculation.
- Automatic Gap Adjustment
- Automatic Cutting Angle Adjustment
- Automatic Cutting Length Adjustment
- Automatic Backgauge Correction
- Automatic Backgauge Parking
- Sheet Support
- Hold-down pressure management
- System Pressure Management
- Program memory
- Language Selection



Motorized adjustable
blade gap by Button
& rake angle by Button

BRL 401.2
NC Control Unit
B & EC - Series are
Standard



- Use encoder which supply between 5 VDC to 30 VDC
- Inch / Metric measuring unit,
- Measure 0 – 10 meter,
- 0,1 mm / 0,001 inch sensivity (Adjustable),
- Automatic / Semi Automatic and manual operating mode,
- 10 Different Set Position and Set Count value,
- Optional working with 100 programme, 10 set value
- Working without set values (Single mode),
- Upper and lower limit definition ,
- Double speed position control operation,
- Warning with error messages,
- Programmable manual movement keys ,
- Retraction capability ,
- Saves set position and count values when power off,
- Programmable direction models for each axis,

OPTIONAL FEATURES



Oil Cooler with Fan

Manual Central Lubrication



Laser Cutting Line



Motorized Central Lubrication



Oil Heaters



www.akomac.com
info@akomac.com

Address : alı Mah. Yaylacık Yolu Cad. No:3 A/B - Nilüfer -Bursa -TURKEY

A KOMAC

